


This action toolkit provides information on two essential rights for persons arrested by law enforcement officers :

- ✓ the right to inform someone about their arrest
- ✓ the right to be informed about their rights

Arrested persons also have the right to:

- ✓ Be treated with respect and dignity. Officers cannot subject anyone to any form of violence.
- ✓ Remain silent. Officers cannot force anyone to answer their questions or confess.
- ✓ Notify a relative or friend about the arrest and the location of the detention.
- ✓ Contact and consult a lawyer.
- ✓ Be seen by a medical professional.
- ✓ Be assisted by an interpreter, if needed.

To access an electronic version of the toolkit, scan the following QR code!



what should happen to me when i am arrested?





- I must be treated with respect and dignity.
- I must be told the reasons for my arrest.
- I must be informed about my rights immediately.

- I must be taken to an official police station immediately.
- I must be transported in an appropriate police vehicle.

- My entry into the place of custody is recorded.
- I must be informed about the reasons for my arrest immediately.
- I must be informed about my rights immediately.
- I must be assisted by an interpreter, if needed.
- I must be allowed to contact a person of my choice immediately.
- I must be allowed to consult a lawyer in private.
- I must be examined by a medical professional, if I so request.
- I must be kept in adequate and hygienic conditions.
- I must be provided with enough food, water, clothing, and, if needed, bedding
- I must be allowed to communicate with and receive visits from persons outside.
- I must be allowed to make a complaint about my arrest or treatment, if I so request.

- I must be taken to a court for judicial review of my detention.
- I must be able to inform a judge about how I have been treated.
- I must be assisted by a lawyer.
- I must be assisted by an interpreter, if needed.

I was arrested four times
before, and I still do not
know what my rights are! -
Leo, Bangkok



This initiative was supported
and funded by:



SAFEGUARDS ACTION TOOLKIT



WHAT I NEED TO DO IF I ARREST SOMEONE?



Inform the person about their rights immediately.



Make sure the person has understood what their rights are and how to exercise them. Ask if they have any questions.



Record the fact that you have informed them about their rights, what information you provided, and any questions or request they made.



Support those who need special assistance to understand their rights such as children, persons with disabilities, foreigners and persons who cannot read.

Remember that making sure the person understands their rights will help them trust and cooperate with you.



INFORMATION ABOUT RIGHTS WHAT DO I NEED TO KNOW!



An arrested person has the right to be informed of their rights immediately upon arrest and when entering a place of custody.



Officers cannot subject anyone to any form of violence.

Arrested persons should be treated with respect and dignity.



Officers cannot force anyone to answer their questions or confess.

An Arrested person has the right to remain silent.




Notify a relative or friend about the arrest and the location of the detention.



Contact and consult a lawyer.



Be seen by a medical professional.



Be assisted by an interpreter, if needed.



Officers must also immediately inform the person about the reasons for the arrest and show them a warrant of arrest.



Knowing and understanding one's rights is the first and most important step to exercising them.



WHAT SHOULD I DO IF I 'AM ARRESTED



Stay calm: keeping a clear mind will help. Officers must treat you with respect and dignity, and cannot subject you to any form of violence.



Remember that you have legal rights, and that the officer must inform you about and explain your rights.



Ask the officer to clarify if you do not understand what you are told or how you can exercise your rights.



Request the police to notify a person of your choice about your situation promptly.




Talk to a lawyer as soon as possible.

"I don't know how long my husband will be detained, but knowing where he is and being able to see him gives me hope-"
Ms.Tip, a wife.



NOTIFICATION
OF FAMILY



This initiative was supported
and funded by:



SAFEGUARDS ACTION TOOLKIT

KNOW
YOUR
RIGHTS!





WHAT DO I NEED TO DO WHEN I ARREST SOMEONE?

- ✓ Inform the person immediately that they can notify a relative or friend about the arrest.
- ✓ Help the person speak to their contact directly as soon as possible.
- ✓ Make sure the contact knows the person's location and how they can contact and visit them.
- ✓ Remember that helping the person you arrested communicate with their contact will help them trust and cooperate with you.
- ✓ Support those who need special assistance to contact their relative such as children, persons with disabilities, foreigners and persons who are illiterate.

NOTIFICATION OF FAMILY what you need to know!



An arrested person has the right to notify someone about the arrest.



Notifying others about the arrest will help the person to access their rights fully.



The place and location where the arrested person is being detained.




When the arrest took place



How and when they can contact and visit the arrested person.



The health condition of the person, if necessary



Foreigners have the right to contact their consulate.



Persons below 18 years old have the right to contact their guardian.



These rights are found in the Thai Code of Criminal Procedure.



WHAT SHOULD I DO IF I'M ARRESTED?



Stay calm and remember that you have the right to notify someone about your arrest.



If possible, try to contact a relative or a friend immediately.



Alternatively, ask the officer to help you contact someone directly.



If you don't have anyone to contact, ask the officer to put you in touch with a lawyer or a social service.



Inform your contact about your location and when they may be able to visit you. Provide any other information you find relevant, including concerns about your treatment.



Read, use and share the content of this toolkit with others.



Share the action toolkit online page on social media with your networks and friends. using #safeguardsinTHAILAND




Display the QR code for the action toolkit in public spaces such as legal clinics, bus stops, community boards, cafes or waiting areas in police stations.




Print the pamphlets and display them in your office or community centres.



Feature the content of the pamphlets in your local newsletters.



Disseminate the action toolkit in your trainings with lawyers, law enforcement, law students.



Print and give a copy of the pamphlet to a friend or neighbour.



Know your local legal aid or community lawyers and how to contact them in case of emergencies.